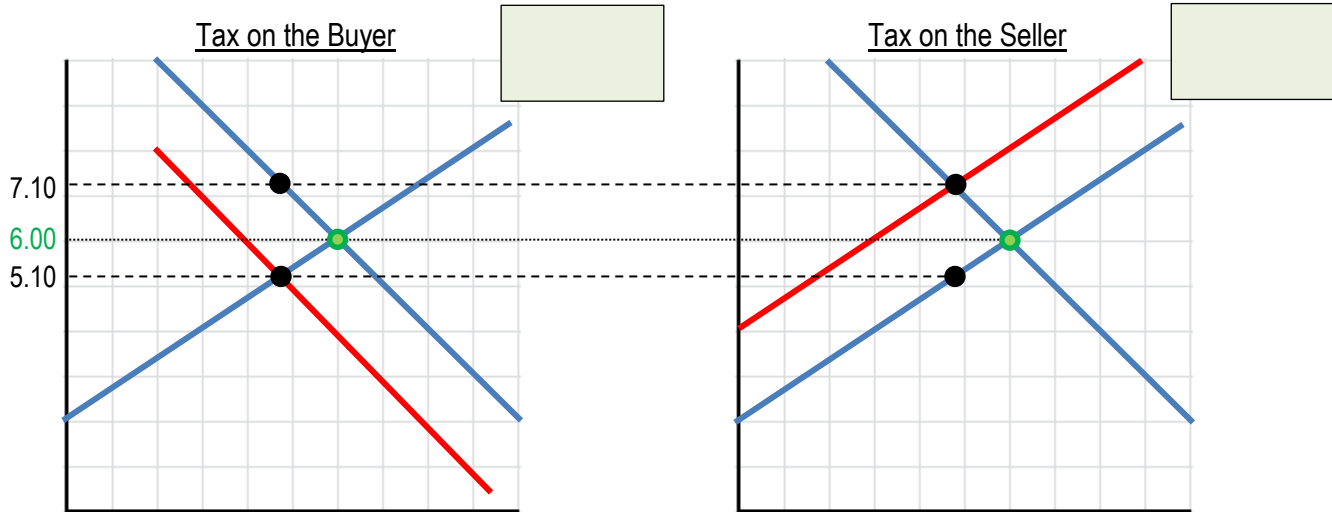


CLUTCH

www.clutchprep.com

CONCEPT: INTRODUCING TAXES AND TAX INCIDENCE

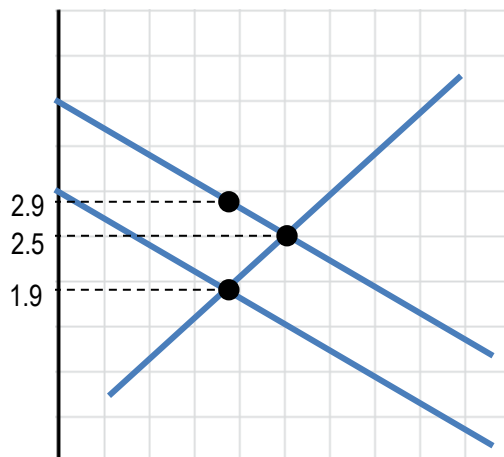
- Taxes allow the government to provide public services. Taxes can either be imposed on the buyer or the seller of a good.
 - The tax shifts the curve of the party paying the tax to the _____ by the amount of the tax.
 - Total amount the buyer pays = _____ Total amount the seller receives = _____
 - A tax will *always* make the quantity exchanged _____ than the equilibrium quantity.
 - The party paying the tax does not necessarily bear the burden of the tax entirely.



- The **tax incidence** is the manner in which the burden of the tax is shared.

Total Tax	Consumer's Tax Incidence		Producer's Tax Incidence	
		$\frac{\text{[]}}{\text{[]}} =$		$\frac{\text{[]}}{\text{[]}} =$

EXAMPLE: The following graph depicts the market for a bag of magic beans. If the government imposes a tax of one cow on buyers of magic beans, what is the tax incidence on producers of magic beans?

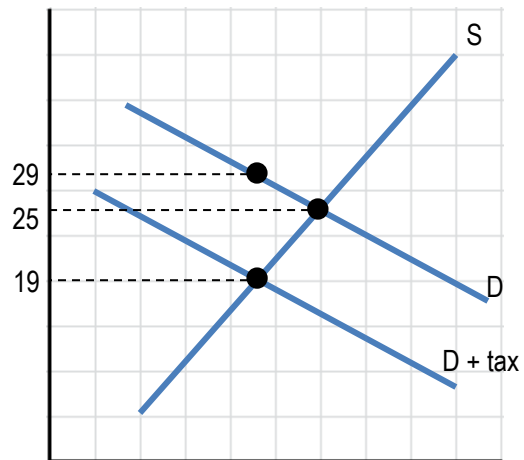


PRACTICE: If a tax is levied on the sellers of a product, the demand curve:

- a) Shifts to the left in an amount equal to the tax
- b) Shifts to the right in an amount equal to the tax
- c) Does not change
- d) Is inelastic

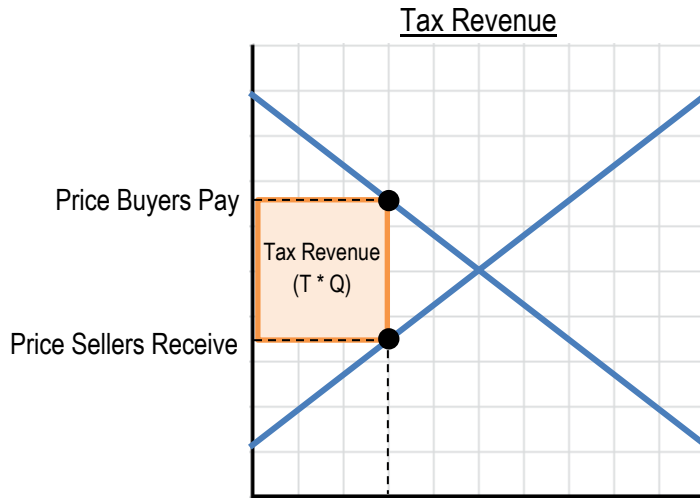
PRACTICE: A tax was levied upon buyers of a good. What is the amount sellers receive after the tax is imposed?

- a) 19
- b) 25
- c) 29
- d) None of the above

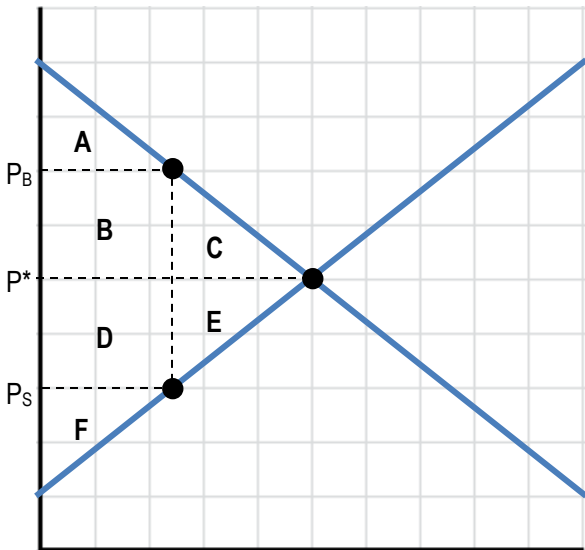


CONCEPT: EFFECTS OF TAXES ON A MARKET

- The **tax revenue** represents the total amount of tax collected, calculated as: _____

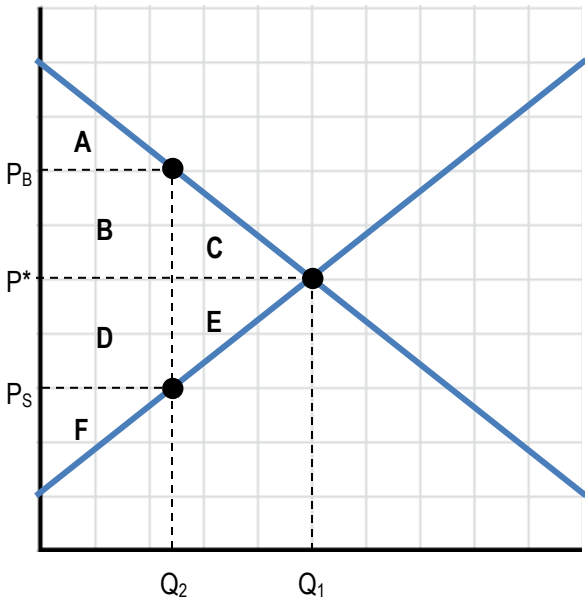


- When a market is not in equilibrium, the loss of economic surplus is called a _____



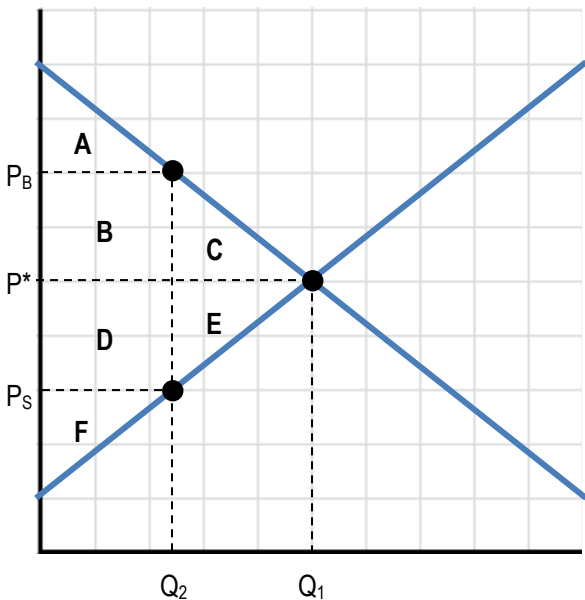
	Without Tax (P*)	With Tax (PB and PS)	Change
Consumer Surplus			
Producer Surplus			
Tax Revenue			
Economic Surplus			
Deadweight Loss			

PRACTICE: If a tax has caused the market-clearing quantity to fall to Q_2 , what is consumer surplus?



- a) The area of (A)
- b) The area of (A), (B), and (C)
- c) The area of (A), (B), (C), (D), and (E)
- d) The area of (A), (B), (C), (D), (E), and (F)
- e) The area of (C) and (E)

PRACTICE: If a tax has caused the market-clearing quantity to fall to Q_2 , what is total economic surplus?

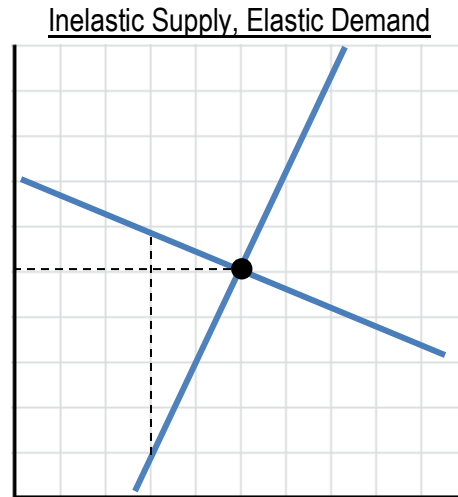
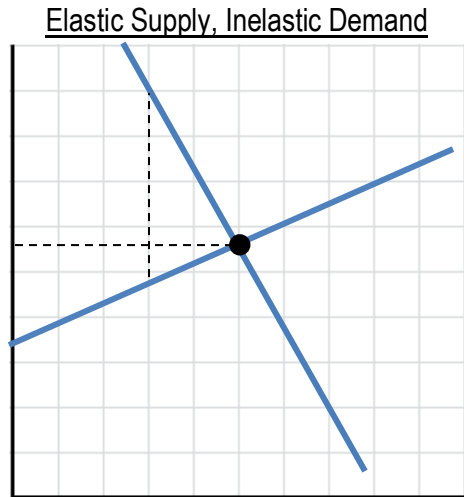


- a) The area of (A) and (F)
- b) The area of (D), (E), and (F)
- c) The area of (A), (B), (D), and (F)
- d) The area of (A), (B), (C), (D), (E), and (F)
- e) The area of (C) and (E)

CONCEPT: ELASTICITY AND TAXES

● The burden of the tax is split between buyers and sellers based on the _____ of the curves.

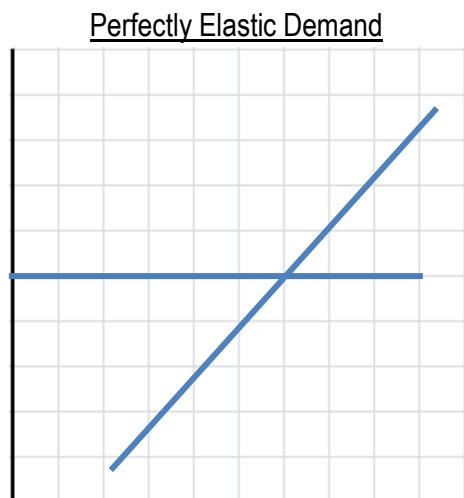
□ The party paying the tax does not necessarily bear the burden of the tax entirely.



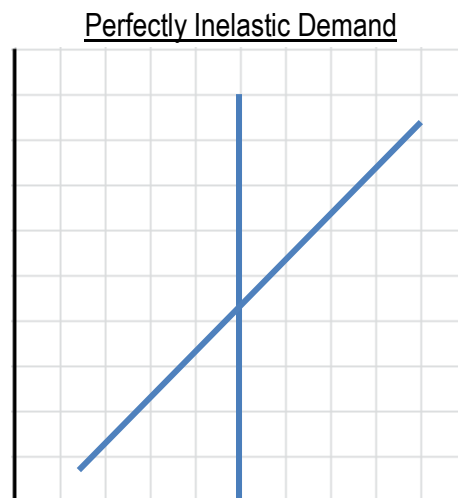
□ The curve that is more inelastic represents the group who will have _____ tax incidence.

- Demand Curve more inelastic →

- Supply Curve more inelastic →



_____ bears entire tax burden



_____ bears entire tax burden.

PRACTICE: A \$1 per-unit tax levied on consumers of a good is equivalent to

- a) A \$1 per unit tax levied on producers of the good
- b) A \$1 per unit subsidy paid to producers of the good
- c) A price floor that raises the good's price by \$1 per unit
- d) A price ceiling that raises the good's price by \$1 per unit

PRACTICE: A tax imposed on consumers of a good:

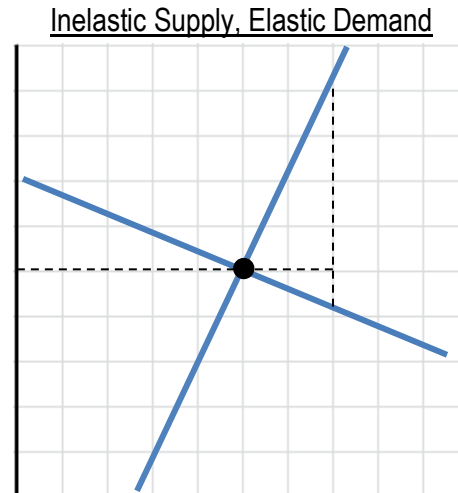
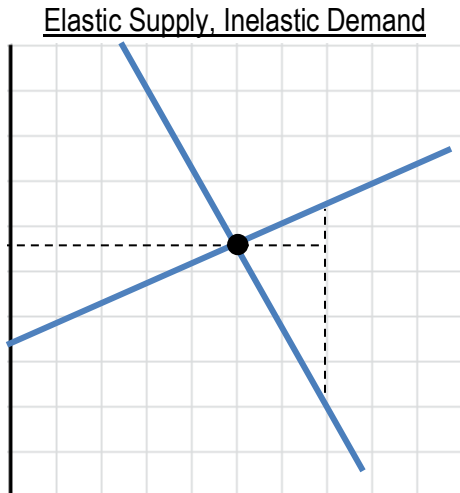
- a) Creates a loss only for consumers
- b) Creates a loss only for producers
- c) Creates a deadweight loss for society as a whole
- d) Creates a net gain for society as a whole

PRACTICE: Suppose that a unit tax of \$2 is imposed on producers with initial equilibrium of \$10. If the demand curve is vertical and the supply curve is upward-sloping, what will be the price faced by consumers after the tax?

- a) \$8
- b) \$10
- c) \$12
- d) There is not enough information.

CONCEPT: SUBSIDIES

- A **subsidy** is money paid by the government to market participants. It is effectively a “reverse-tax.”
 - Our conclusions remain similar:
 - The party receiving the subsidy does not necessarily get the full benefit of the subsidy payment.
 - The split of the benefits depends on the price elasticities of supply and demand.
 - Subsidies cause deadweight loss from *over-trading*
 - However, these ideas are different:
 - The subsidy shifts the curve of the party receiving the money to the _____ by the subsidy amount.
 - P_b and P_s are inverted. Now, the amount buyers pay is less than the amount sellers receive.



- The curve that is more inelastic represents the group who will receive _____ subsidy benefit.
 - Demand Curve more inelastic →
 - Supply Curve more inelastic →
- Whoever pays more tax (i.e. more inelastic), gets more subsidy benefit (i.e. more inelastic)

PRACTICE: A government wants to increase the use of solar panels by offering a \$100 subsidy for each solar panel purchased. The addition of this subsidy will:

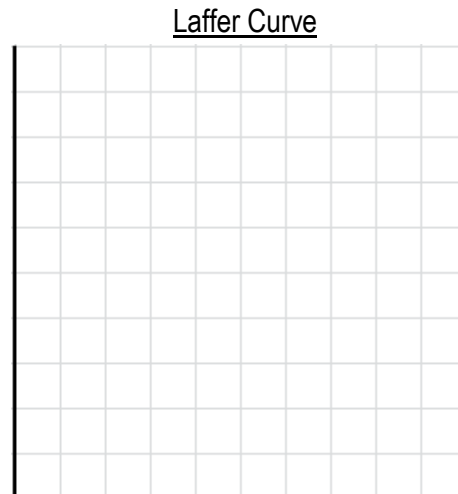
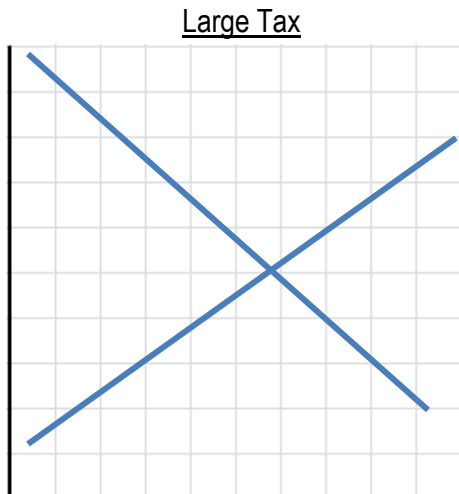
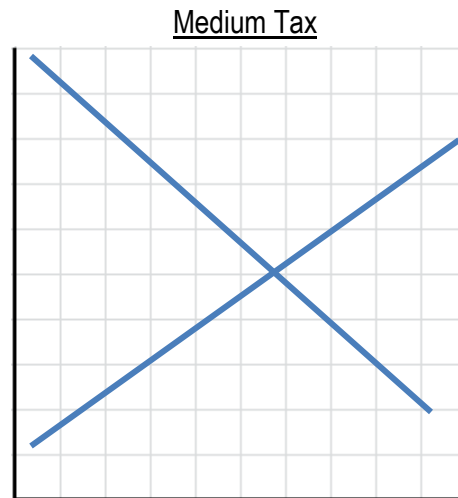
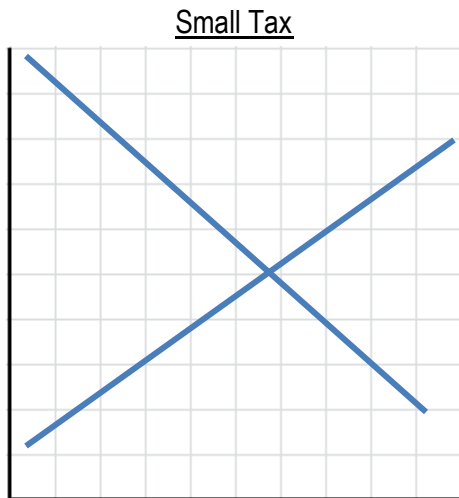
- a) Increase the quantity supplied
- b) Decrease the quantity supplied
- c) Create a deadweight loss in the market for solar panels
- d) Both (a) and (c)

PRACTICE: The government wants to help producers of a life-saving machine, so they introduce a \$1,000 subsidy per machine produced. Assuming that demand for this machine is inelastic, the subsidy will:

- a) Increase the price paid by consumers by \$1,000
- b) Increase the price paid by consumers by less than \$1,000
- c) Decrease the price paid by consumers by less than \$1,000
- d) Have no effect on the price paid by consumers

CONCEPT: LAFFER CURVE

- A larger tax does not necessarily lead to higher tax revenue
 - When the size of the tax increases, the quantity exchanged _____



- The **Laffer Curve** depicts the relationship between the size of a tax and the amount of tax revenue
 - Arthur Laffer, creator of the Laffer curve, suggested that the USA is already on the downward-slope of the curve:
 - This implies that larger taxes would have multiple negative effects:
 - Less _____
 - Less _____

CONCEPT: QUANTITATIVE ANALYSIS OF TAXES

- We can use algebra to determine the effect of a tax.
 - To find the new equilibrium quantity and price with a tax:
 - Step 1: Replace P with (P – Tax) in the supply OR P with (P + Tax) in the demand
 - Step 2: Solve for the new equilibrium by setting $Q_D = Q_S$ using the new equation.
 - Step 3: The equilibrium price is the amount paid/received by the non-taxed party.
 - Step 4: Solve for remaining price paid/received
 - > If consumer taxed, add tax to new equilibrium price to find price consumers pay.
 - > If producer taxed, subtract tax from new equilibrium price to find price producers receive.

EXAMPLE: The original supply and demand curves are as follows. What is the new equilibrium price and quantity if suppliers are taxed \$1 per unit? What is the amount suppliers receive? What is the amount consumers pay?

$$Q_S = 2P - 6$$

$$Q_D = 10 - P$$

P* =	Q* =	Suppliers Receive =	Consumers Pay =
-------------	-------------	----------------------------	------------------------

PRACTICE: The supply and demand curves for a product are as follows. What is the amount suppliers receive if a \$0.50 tax is imposed upon consumers?

- a) \$2.80
- b) \$3.00
- c) \$3.20
- d) \$3.30
- e) \$3.50

$$Q_D = 600 - 100P$$

$$Q_S = -150 + 150P$$